

GCIS Junior and the BRIDGE Law

7th Grade Students - Reality Check

Georgia Career Information Center, through its Georgia Career Information System (GCIS), provides current and accurate occupational and educational information to schools and agencies throughout Georgia in order to help young people and adults make informed career choices.

How Do I Log into GCIS Junior?

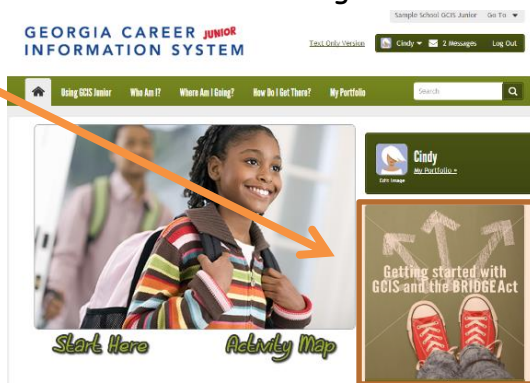
1. Log onto the computer.
2. Go to www.gcic.peachnet.edu or click the GCIS Junior icon on your desktop.
3. Click on the second icon on the left side of the pages that says **Click Here to Enter Georgia Career Information System GCIS Junior**.



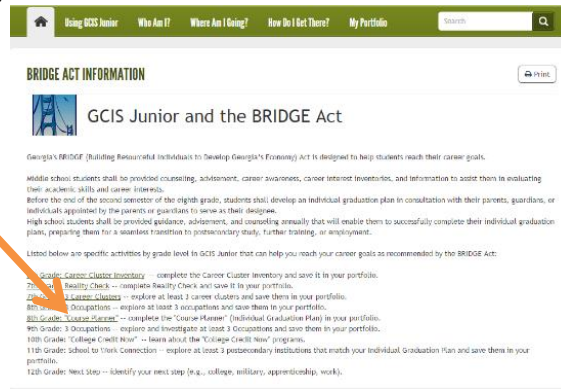
4. On the next screen, enter your Portfolio username and password. Click **Sign In**.



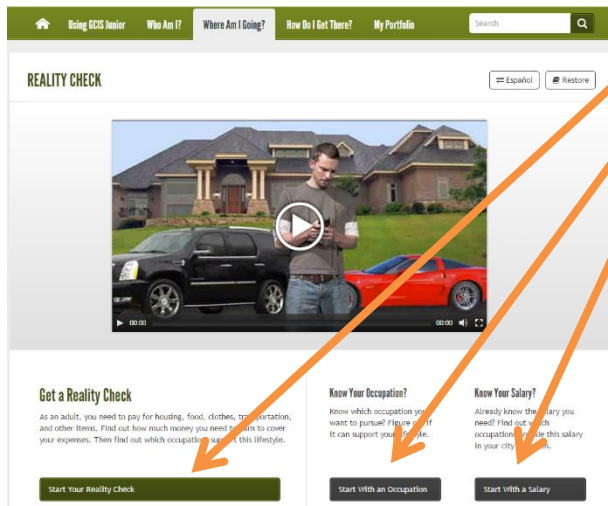
5. On the right side on the screen, click the on the rotating pictures to display **Getting Started with GCIS and the BRIDGE Law**. Click the image.



6. Click **7th Grade: Reality Check**.

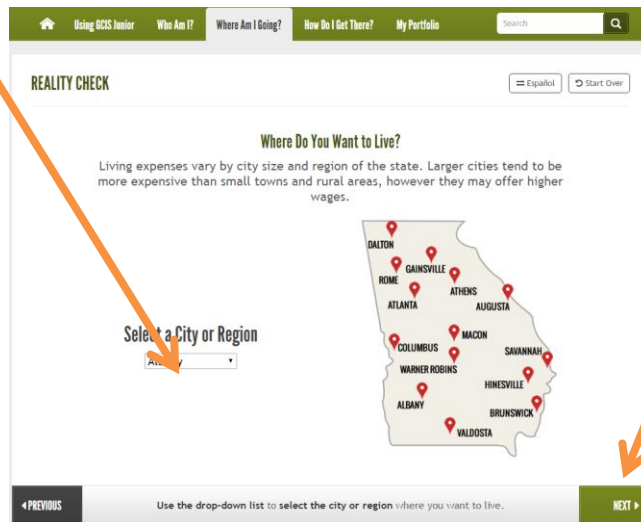


7. There are three ways to complete the Reality Check.



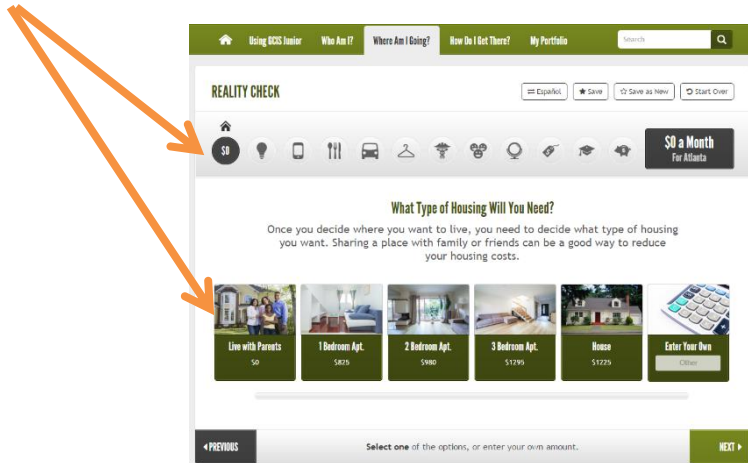
- a. Click **Get a Reality Check** to find out how much money you will need to earn in the future.
- b. Click **Future Salary** to find out which occupations pay the salary you want earn.
- c. Click **Occupation Direct** to find out how much you can buy with the salary you will earn in your chosen occupation.

8. Using the dropdown menu, select the City or Region you want you want to live. Click **Next** to advance to the next screen.



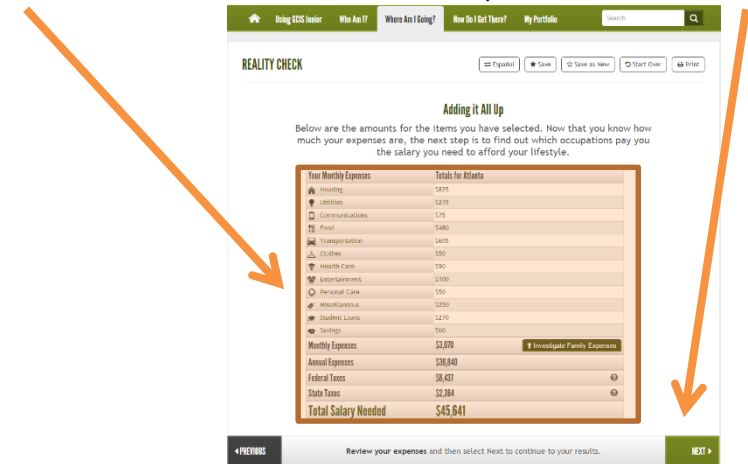
9. Choose your selections on each screen. (Note that some items instruct you to mark one item, while others encourage you to select multiple items. Several items also allow you to enter your own dollar amounts.) Click **Next** after each selection to advance to the next screen.

10.

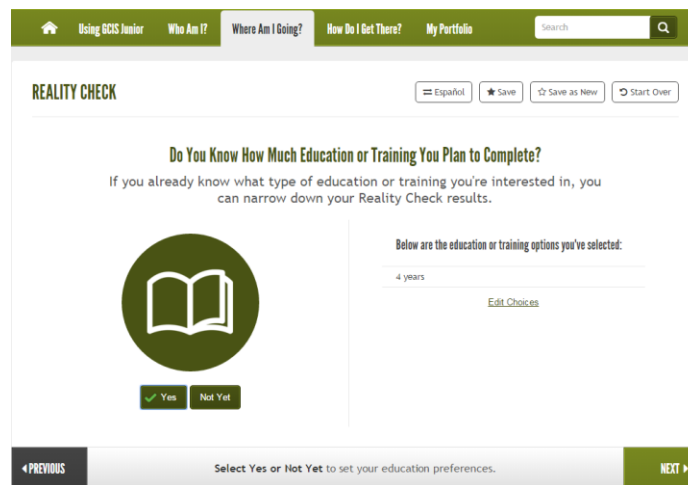


11. After you enter your selections, you will see a summary of amounts for the items you have selected, as well as the calculated annual salary needed. Click **Next**.

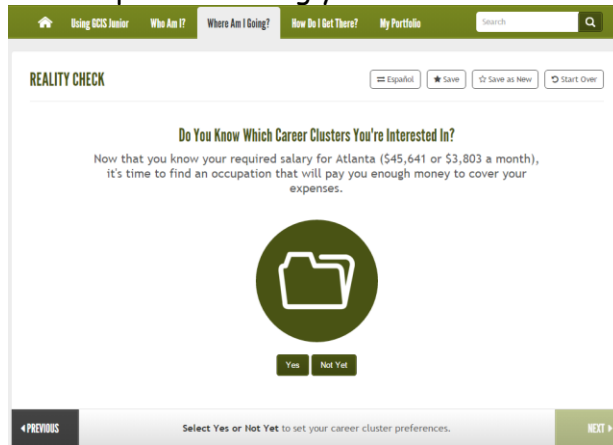
12.



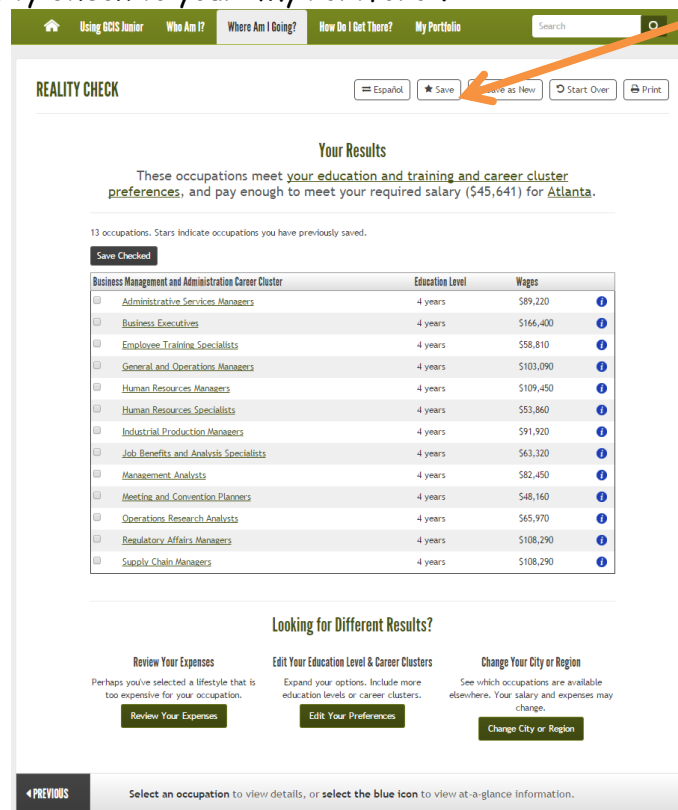
13. Click **Yes** to select the education or training level you plan to complete. If you are not sure, click **Not Yet**. Click **Next**.



14. Click **Yes** to select the Career Clusters you are interested in. If you are not sure, click "Not Yet". Click **Next** to see a list of occupations fitting your selections.



15. Review the list of occupations in your area, your state, or the United States. Click **Save** to add your completed Reality Check to your "My Portfolio".



16. Enter your thoughts about the results." For example: you might note the annual salary, amount of education, career clusters, and occupations. Click **Save Information**.

