


# GCIS Junior and the BRIDGE Law

## 7th Grade Students - 3 Career Clusters

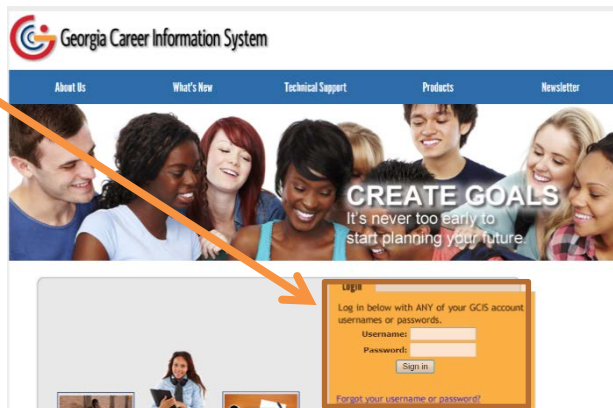
Georgia Career Information Center, through its Georgia Career Information System (GCIS), provides current and accurate occupational and educational information to schools and agencies throughout Georgia in order to help young people and adults make informed career choices.

### How Do I Log into GCIS Junior?

1. Log onto the computer.
2. Go to [www.gcic.peachnet.edu](http://www.gcic.peachnet.edu) or click the GCIS Junior icon on your desktop.
3. Click on the second icon on the left side of the pages that says **Click Here to Enter Georgia Career Information System GCIS Junior**.



4. On the next screen, enter your Portfolio username and password. Click **Sign In**.

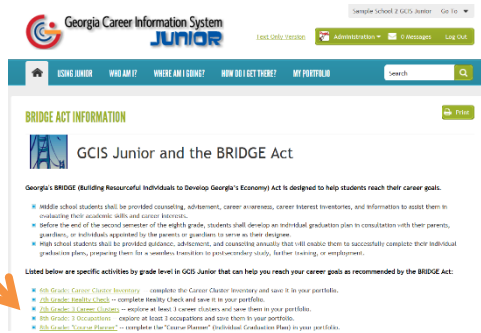


### How Do I Get Started With My Activity?

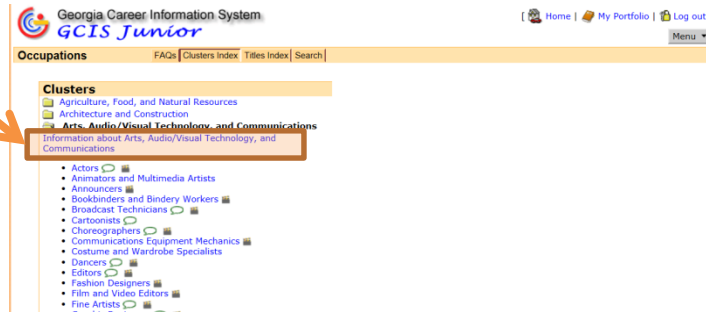
5. On the right side of the screen, click on the rotating pictures to display **Getting Started with GCIS and the BRIDGE Act**. Click the image.



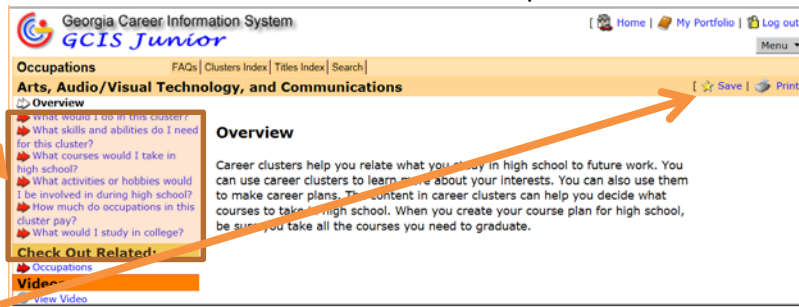
6. Click **7th Grade: 3 Career Clusters**.



7. Click a career cluster. Click the **Information about...** link directly below the career cluster title.

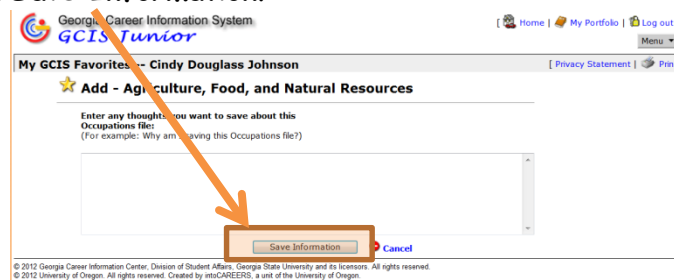


8. To learn more about the career cluster, click on each question on the left side of screen.



9. Click **Save** to add the career cluster to your portfolio.

10. Enter your thoughts about the results. For example, you might note what you learned about the career cluster. Click **Save Information**.



11. Click **Where Am I Going** at the top of the screen. Click **Career Clusters**. Repeat steps 7-11 to save at least two more career clusters.

