

















Georgia's Going Green




Making career plans? A green occupation may be your future. Check it out!

	Green Growth occupations are existing jobs that do not involve significant changes in tasks or competencies		
	Green Enhanced occupations are existing jobs that do involve changes in tasks or competencies		
		Average Wage	Annual Openings
	Education=Bachelor's Degree or More		
	Aerospace Engineers	NA	Less than 500
	Arbitrators/Mediators/Conciliators	NA	Less than 500
	Architects	\$40.36	Less than 500
	Atmospheric & Space Scientists	\$35.88	Less than 500
	Chemical Engineers	\$34.81	Less than 100
	Chemists	\$34.51	Less than 100
	Civil Engineers	\$36.65	Less than 500
	Commercial & Industrial Designers	\$26.07	Less than 100
	Computer Software Engineers, Systems Software	\$40.24	600-700
	Construction Managers	\$37.16	500 to 1,000

	Conservation Scientists	\$28.91	Less than 500
	Electrical Engineers	\$37.48	Less than 500
	Electronics Engineers	\$38.79	Less than 500
	Engineering Managers	\$51.36	Less than 500
	Environmental Engineers	\$33.71	Less than 500
	Environmental Scientists & Specialists, Including Health	\$28.83	Less than 100
	Farm & Home Management Advisors	\$11.10	Less than 100
	Financial Analysts	\$37.75	Less than 500
	General & Operations Managers	\$43.93	2,500 to 3,000
	Geoscientists	\$28.42	Less than 500
	Health & Safety Engineers, Excluding Mining	\$31.92	Less than 100
	Hydrologists	\$40.44	Less than 100
	Industrial Engineers	\$35.07	300-400
	Landscape Architects	\$25.42	Less than 500
	Marketing Managers	\$51.42	Less than 500
	Materials Scientists	\$39.37	Less than 100
	Mechanical Engineers	\$35.92	Less than 500
	Natural Sciences Managers	\$46.16	Less than 100
	Nuclear Engineers	\$51.17	Less than 500
	Occupational Health & Safety Specialists	\$28.26	Less than 100

	Occupational Health & Safety Technicians	\$22.66	Less than 500
	Personal Financial Advisors	\$37.47	Less than 500
	Public Relations Specialists	\$24.73	Less than 500
	Reporters & Correspondents	\$20.46	Less than 500
	Training & Development Specialists	\$26.86	400 to 500
	Urban & Regional Planners	\$27.28	Less than 500
	Zoologists & Wildlife Biologists	\$22.26	Less than 100
	Education=Postsecondary/ Less than Bachelor's Degree		
	Agricultural & Food Science Technicians	\$17.93	Less than 200
	Architectural & Civil Drafters	\$22.00	Less than 100
	Automobile Service Technicians & Mechanics	\$17.22	800 to 1,000
	Chemical Technicians	\$19.35	Less than 100
	Electrical/Electronic Engineering Technicians	\$25.73	100-200
	Electrical/Electronic Repairers, Commercial/Industrial Equipment	\$23.38	300-400
	Electro-Mechanical Technicians	\$29.00	Less than 200
	Environmental Engineering Technicians	\$17.49	Less than 200
	Environmental Science & Protection Technicians	\$17.13	Less than 200
	Fish & Game Wardens	\$15.60	Less than 100
	Forest & Conservation Technicians	\$18.97	Less than 100
	Industrial Engineering Technicians	\$26.04	Less than 200

	Welders/Cutters/Solderers/Brazers	\$14.77	600-700
	Education=Work Experience or Long-Term OJT		
	Agricultural Inspectors	\$17.93	Less than 200
	Boilermakers	\$25.24	Less than 200
	Carpenters	\$16.22	1,000 to 1,200
	Chemical Plant & Systems Operators	\$21.45	Less than 200
	Construction & Building Inspectors	\$21.75	100 to 200
	Electrical Power-Line Installers/Repairers	\$22.37	400 to 600
	Electricians	\$19.73	900 to 1,000
	Heat, Air, Refrigeration Mechanics/Installers	\$17.40	200 to 400
	Industrial Machinery Mechanics	\$19.64	400 to 600
	Industrial Production Managers	\$39.06	200 to 400
	Machinists	\$14.92	300 to 400
	Millwrights	\$19.05	Less than 200
	Plumbers/Pipefitters/Steamfitters	\$19.09	400 to 500
	Power Distributors & Dispatchers	\$29.69	Less than 200
	Purchasing Agents/Buyers, Farm Products	\$28.00	Less than 200
	Sales Representatives, Wholesale & Manufacturing, Technical Products	\$39.02	600 to 700
	Sheet Metal Workers	\$17.48	200 to 300
	Stationary Engineers & Boiler Operators	\$18.33	Less than 200
	Structural Iron & Steel Workers	\$16.17	Less than 200

	Supervisors of Farm/Fish/Forestry Workers	\$21.34	Less than 200
	Supervisors of Mechanics/Installers/Repairers	\$26.21	800 to 1,000
	Supervisors of Production/Operating Workers	\$23.25	600 to 800
	Transportation Inspectors	\$27.64	Less than 100
	Transportation, Storage & Distribution Managers	\$38.97	100 to 200
	Wholesale & Retail Buyers, Except Farm Products	\$25.39	100 to 200
	Education=Moderate/Short-Term OJT		
	Bus Drivers, Transit & Intercity	\$13.95	Less than 1,000
	Cement Masons/Concrete Finishers	\$14.84	Less than 1,000
	Chemical Equipment Operators & Tenders	\$18.87	Less than 1,000
	Computer-Controlled Mach Tool Operators, Metal & Plastic	\$14.71	Less than 1,000
	Construction Laborers	\$12.52	1,000 to 1,500
	Continuous Mining Machine Operators	\$19.91	Less than 500
	Customer Service Representatives	\$15.34	6,000 to 7,000
	Cut/Punch/Press Mach Set/ Operators /Tenders, Metal & Plastic	\$13.09	Less than 1,000
	Dispatchers, Excluding Police/Fire/Ambulance	\$17.29	Less than 1,000
	Drill/bore Mach Tool Setters/ Operators /Tenders, Metal & Plastic	\$12.20	Less than 1,000
	Electrical/Electronic Equipment Assemblers	\$13.07	Less than 1,000
	Forest & Conservation Workers	\$7.88	Less than 1,000
	Independent Truck & Tractor Forklift Operators	\$13.15	1,000 to 2,000
	Insulation Workers, Floor/Ceiling/Wall	\$14.50	Less than 1,000

	Laborers & Freight/Stock/Material Movers, Hand	\$11.25	5,000 to 6,000
	Hazardous Materials Removal Workers	\$15.12	Less than 500
	Helpers, Carpenters	\$11.86	Less than 1,000
	Helpers, Installers/Maintenance/Repairer Workers	\$11.44	Less than 1,000
	Inspectors/Testers/Sorters/Samplers/Weighers	\$14.49	Less than 500
	Maintenance & Repair Workers, General	\$16.32	500 to 1,000
	Mixing & Blending Mach Setters/ Operators /Tenders	\$15.22	Less than 1,000
	Operating Engineers & Other Construction Equip Operators	\$15.71	Less than 1,000
	Production, Planning & Expediting Clerks	\$18.99	Less than 1,000
	Refuse & Recyclable Material Collectors	\$11.71	Less than 500
	Roofers	\$14.94	Less than 500
	Separate/Clarify/Still Machine Setters/Operators/Tenders	\$16.96	Less than 500
	Service Unit Operators, Oil, Gas & Mining	NA	Less than 500
	Shipping/Receiving/Traffic Clerks	\$13.32	500 to 1,000
	Structural Metal Fabricators & Fitters	\$13.86	Less than 1,000
	Team Assemblers	\$12.46	2,000 to 3,000
	Truck Drivers, Heavy & Tractor-Trailer	\$18.48	2,000 to 2,500

Source: *Georgia Workforce 2016: Beyond the Horizon*. Workforce Information & Analysis Division, Georgia Department of Labor.